

**DISPOSAL RESTRICTED WASTE (DRW)**

This waste is restricted from drain or regular trash disposal but is not Chemical/Hazardous Waste, Universal Waste, Biological Waste, or Radioactive Waste.

MARK DATE WHEN COLLECTION BEGAN: \_\_\_\_/\_\_\_\_/\_\_\_\_ and check off the applicable box below:

- Agarose or Polyacrylamide Gels** – Gels may or may not contain Ethidium Bromide, SYBR green, SYBR gold, or other mutagens/teratogens.
- Metal Blades** – collect metal blades (razors, scalpels, saws) in a shatter resistant glass jar to allow for recycling.
- Non-Biological Sharps** – physical sharps (any item capable of puncturing or cutting the skin). Includes needles, syringes, slide covers. May be contaminated with solvent residue. No liquids or highly toxic material (ie cyanide, P-coded chemicals, or mercury)
- Other Disposal Limited Wastes** – waste that can't go down the drain or in the trash and/or that needs further evaluation/analysis before drain disposal (examples are glycol, vegetable oil, or wastewater pending analysis) [\(List contents\)](#)
- Regulated Recyclable Material** –
  - Mercury amalgam for recycling (Hazard: Toxic)
  - Solvents for recycling (Hazard: Ignitable/Flammable/Toxic.) [\(List contents\)](#)

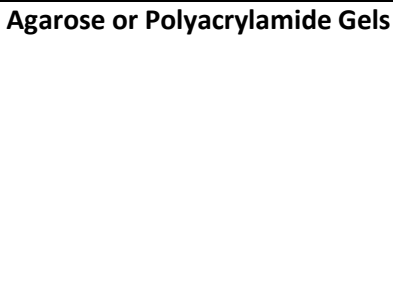





For additional guidance or to request a waste pickup, refer to the EHS web site [www.ehs.harvard.edu](http://www.ehs.harvard.edu)

**DRW – Disposal Restricted Waste**

There are a number of waste types that are generated through research and university operations that are have reduced regulatory requirements but that pose a risk to the greater Harvard community. The DISPOSAL RESTRICTED WASTE (DRW) label is being implemented in order to help to clarify waste management practices, reduce risk, and improve hazard communication for the university.

**How to use this Label**

1. If your waste is either [Hazardous chemical waste](#), [radioactive waste](#), [biological waste](#) or [Universal waste](#) then this is the wrong label for your waste.
2. If your waste is not listed above, then determine if your waste falls into one of categories listed on the DRW label as described below.
3. Select an appropriate container, affix the label, date the label with the date you started accumulating the waste and check off the appropriate box on the label

Waste Type	Instructions	Container to Use	Disposal	Why is this waste Disposal Restricted?
<p><b>Agarose or Polyacrylamide Gels</b></p> 	<p>Gels may or may not contain Ethidium Bromide, SYBR green, SYBR gold, or other mutagens/teratogens Gels typically contain mutagenic concentrations of 0.3-0.5 ug/ml. In these low concentrations, trash disposal is allowed if the procedures to the right are followed. If not handled properly these waste streams can cause issues with garbage odors and custodial concerns over exposure to lab chemicals.</p>	<p>1 gallon “mayo jar,” 5 gallon pail (double bagged) , sealed ziplock bag.</p> 	<p>Collect near (but not in) your hazardous waste satellite accumulation area for pickup by the chemical waste vendor. When Container is ¾ full request a pickup at <a href="http://www.ehs.harvard.edu/tools">www.ehs.harvard.edu/tools</a></p> <p>Alternatively Gels may be dried out or placed in a sealed Ziploc™ style bag before being placed in the trash.</p>	<p>Ethidium bromide, Sybr green, and Sybr gold contain known mutagens and should be disposed of properly to prevent impacts to aquatic life.</p> <p>If not dried or in sealed containers gels can decay and cause nuisance odors in labs and dumpsters.</p>
<p><b>Metal Blades</b></p> 	<p>Collect metal blades (razors, scalpels, saws) in a shatter resistant glass jar to allow for recycling. Metal blades may be recycled if not contaminated with hazardous materials (cutting oil is ok) and not co-mingled with needles or glass sharps.</p>		<p>Collect near (but not in) your hazardous waste satellite accumulation area for pickup by the chemical waste vendor. When Container is ¾ full request a pickup at <a href="http://www.ehs.harvard.edu/tools">www.ehs.harvard.edu/tools</a></p>	<p>If disposed of improperly, sharps present a significant hazard to coworkers, custodial staff, and waste management staff.</p>
<p><b>Non-Biological Sharps</b></p> 	<p>Physical sharps (any item capable of puncturing or cutting the skin). Includes needles, syringes, slide covers. May be contaminated with solvent residue. No liquids or mercury.</p> <p>This category can be used for non-biological labs that are using physical sharps. If separating blades and non-biological sharps is not feasible for your lab then collect everything in one of the approved containers to the right, and check off the box for “non-biological sharps” on the DRW label.</p>		<p>Collect near (but not in) your hazardous waste satellite accumulation area for pickup by the chemical waste vendor. When Container is ¾ full request a pickup at <a href="http://www.ehs.harvard.edu/tools">www.ehs.harvard.edu/tools</a></p>	<p>If disposed of improperly, sharps present a significant hazard to coworkers, custodial staff, and waste management staff.</p> <p>105 CMR 480 prohibits even unused needles from being disposed of in the trash.</p>
<p><b>Other Disposal Restricted Waste</b></p>	<p>Waste that can't go down the drain or in the trash and/or that needs further evaluation/analysis before drain disposal (examples are glycol, vegetable oil, or wastewater pending analysis). List constituents in the container in the space provided and contact EHS For assistance with collecting analytical if characterization is needed.</p>	<p>A container that is in good condition, that can close tightly and that is compatible with the waste.</p>	<p>Request a pickup at <a href="http://www.ehs.harvard.edu/tools">www.ehs.harvard.edu/tools</a> or if approved for drain disposal by EHS then dispose down the drain once analytical results confirm that drain discharge is permitted.</p>	<p>Certain materials are prohibited from discharge by university wastewater discharge permits and must be analysed/approved for discharge.</p>
<p><b>Regulated Recyclable Material – Mercury amalgam or Solvents for Recycling</b></p>	<p>Select the material that your location is generating. A Class A recycling permit must be submitted to manage your waste in this manner. Contact EHS for assistance.</p>	<p>A container that is in good condition, that can close tightly and that is compatible with the waste.</p>	<p>Collect near (but not in) your hazardous waste satellite accumulation area. Follow procedures established for your location to manage these regulated recyclable materials</p>	<p>This material would be considered hazardous waste if not permitted for recycling. Regulated Recyclable Material must be managed in accordance with 310 CMR 30.200 which requires either onsite or off-site recycling.</p>